


Access Solutions



Making everyday life easier




Making home life easier

KVISTBERGA



Smoothing out the road

*We make ramps that can be used in many different areas.
We provide flexible ramp solutions within three main sectors:
transport solutions, mobility solutions and access solutions.*



We make home life easier

A better home

Our access solution products make life a lot easier for disabled individuals.

We offer standard or customised modular system ramps for permanent use when adapting homes. The flexible ramp system is easy, lightweight and cost effective. It can be assembled in different combinations and altered indefinitely. For thresholds, we have threshold ramps or cover plates.

We also have a complete system of plastic threshold ramps – ideal for use in areas such as wet rooms.

Mobility solutions for the elderly and handicapped

We develop and manufacture mobility solutions for the elderly and handicapped. We specialise in portable and easily handled aluminium wheelchair ramps that are easy to use and transport. Our range also includes flexible threshold ramps, toilet arm supports and turning plates.

Flexible transport solutions

Loading and unloading should be quick and easy while being done in a manner that is safe and constitutes a good working environment. We have flexible loading solutions for both businesses and private persons.

We offer portable ramps that are either telescopic or foldable. The rails can be transported and used wherever needed. We also have vehicle and trailer-mounted ramps.

Kvistberga quality

Kvistberga is a family company founded in 1985. A large part of our operation consists of developing new products and refining existing ones.

The company's goal is to have products that are market leaders with regards to functionality, performance and quality. We are well established in Sweden, but our products can also be found all over the world (in 39 countries), thanks to a retailer network that appreciates Swedish quality.





*making life
a little easier*

For anyone needing a wheelchair or walking frame due a disability, illness or the effects of aging, thresholds and other mobility solutions can make everyday life a lot easier. Being able to get around both indoors and outdoors has a significant impact on quality of life.

For better quality of life

At Samhall in Stockholm, work coordinator Kennet Lundberg works with home adaptation for the municipalities of Haninge, Huddinge, Solna, Sundbyberg, Järfälla, Nacka, Sollentuna and the greater Stockholm area.

“We receive orders from the municipalities to help adapt homes,” explains Kennet. “This can be anything from building ramps indoors or outdoors, removing thresholds, widening doorways or making sinks higher. We also build verandas and gratings on balconies, arrange wheelchair garages and fix floor tiles.

We try to fix all problems. We are flexible and quite often come up with our own solutions. In such cases, it’s good to have flexible products, like the Kvistberga ramps we use. These are good products that are easy to install, flexible and cost effective since they can be reused.”



Anders and Edith got a Kvistberga ramp

One family that got help from Kennet and his team is Anders and Edith Johannesson in Järfälla, who got an entrance ramp.


“Aluminium ramps are best,” says Kennet. “They’re lightweight and the rib-mesh metal keeps them from becoming slippery from ice, snow or wet leaves.”

At the home of Anders and Edith, all thresholds were replaced with cover plates since Anders walks with the help of a walking frame.

“We want to stay in our home as long as we can,” says Anders. “And this makes it a lot easier to get into, out of and around in the house.”

“At first, it was hard to accept all the help, but now we’re used to it. It is so good.

We talked about moving to an assisted-living facility, but we would rather stay here as long as we can,” says Edith.



GOOD GRIP IS IMPORTANT

Aluminium ramps are best according to Kennet Lundberg of Samhall in Stockholm. They are lightweight and the rib-mesh metal keeps them from becoming slippery.

Kennet Lundberg is work coordinator at Samhall in Stockholm.

*easy
and
flexible*



Although the various ramps are easy to install, Kvistberga happily offers free installation training since it is important that they are installed properly.



Easy to install

Einar Mattsson Byggnads AB is a long-standing, well-reputed construction company based in Stockholm. The Eskilstuna branch of the company does a lot of home adaptation work for several Mälardal municipalities. Leif Hallblom, foreman, explains:

“We do all kinds of home adaptations so that the elderly and disabled can continue living in their own home. This can be anything from

“We only work with quality products”

raising or lowering levels of things in the kitchen, removing thresholds, adapting showers and toilets, widening door openings and installing ramps.

The ramps we use come from

Kvistberga. They are easy to install, usually only requiring one person. The ramps are flexible and can be reused. In addition, the company delivers quickly and is pleasant to work with. We often have to customise ramps to make them work for the user. That is never a problem. We work well together.

We also use Kvistberga’s threshold ramps, cover plates and toilet supports – all of these are also good products.”



EASY TO USE AND INSTALL

The system consists of seven different ramp lengths. In principle, the ramps can be built to any length.



Here, Bengt Björkholm and Anders Andersson from Einar Mattson Byggnads AB in Eskilstuna are installing a new modular system ramp for a homeowner in Hallstahammar. Although one workman is really all it takes to install Kvistberga ramps, this time they choose to work as a pair.

An Excellent solution

With Excellent plastic modules, you can quickly, inexpensively and very easily build a ramp wherever you need it – at the entrance, on the terrace, on the balcony or in the bathroom. The modules are flexible and can be adapted to most doors, thresholds and steps. The ramps can be disassembled and reused time and time again. The inclination is adapted to requirements. It is also possible to build both outside and inside corners, which makes it possible to drive up from any direction. Secure, safe and easy to keep clean.



GOOD IN THE BATHROOM

Excellent ramps are perfect to handle level differences in the shower.

Building Excellent ramps is like child's play – almost like building Legos.



Flexibility at the toilet

The Flexi toilet arm support provides security and support when using the toilet. Kvistberga offers three different Flexi toilet arm support models – freestanding, floor-mounted or wall-mounted.

The range also includes the Flexi leaning bar, which is ideal in cloak rooms and changing rooms. It is used when getting undressed or dressed or to provide relief for a caregiver during a toilet visit or the like. The leaning bar is available in both a floor-mounted and wall-mounted model. All toilet arm supports and leaning bars can be steplessly raised or lowered with a simple hand manoeuvre.

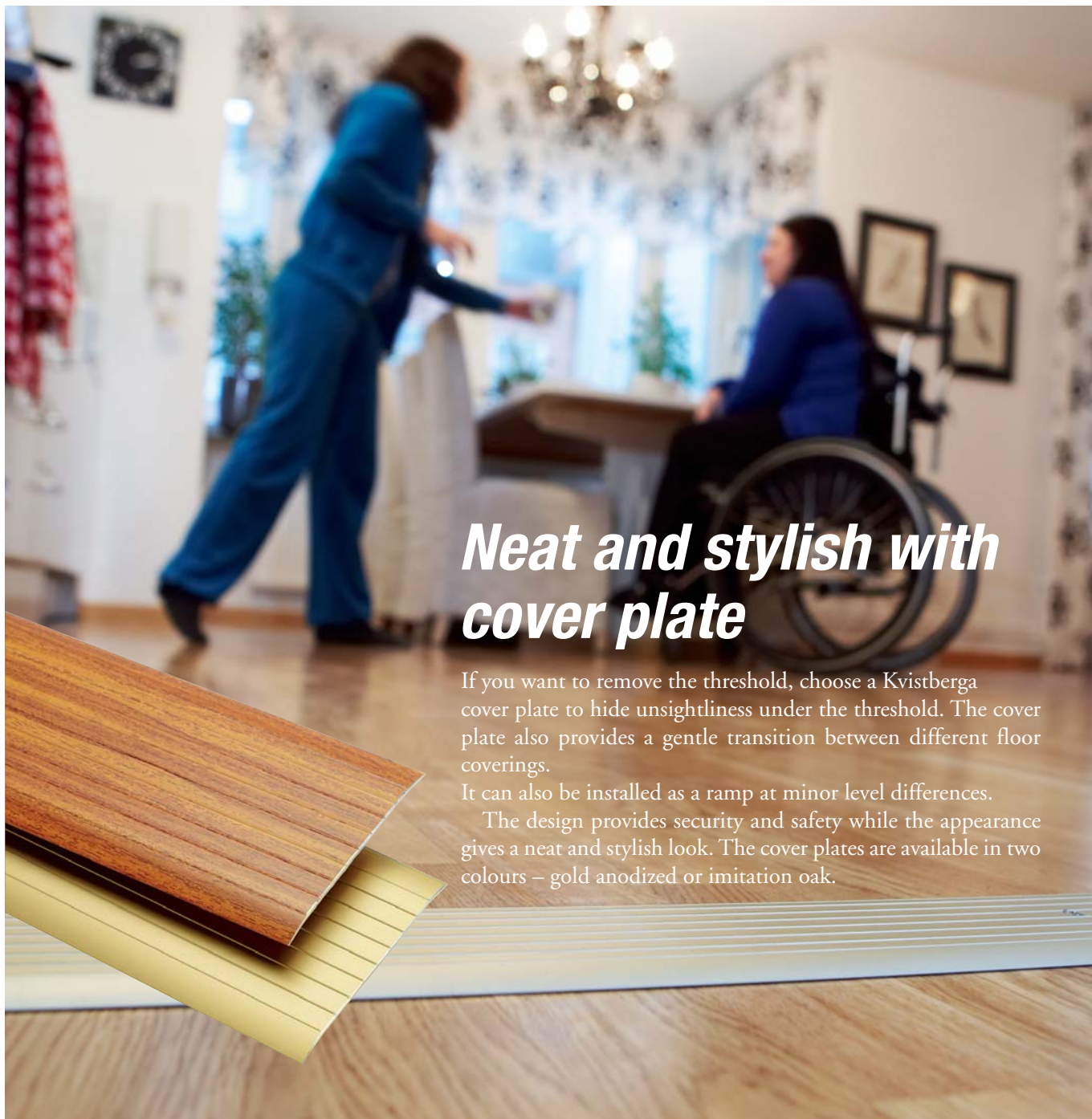


Hairdresser Mia Belin Kottorp from the La Belle salon in Västerås thinks about her customers – the young, the old and the disabled – and has installed a Kvistberga entrance ramp and toilet arm support.



RELIABLE SUPPORT

The wall-mounted toilet arm support works best for wall-mounted toilets or where you want free floor space.



Neat and stylish with cover plate

If you want to remove the threshold, choose a Kvistberga cover plate to hide unsightliness under the threshold. The cover plate also provides a gentle transition between different floor coverings.


It can also be installed as a ramp at minor level differences.

The design provides security and safety while the appearance gives a neat and stylish look. The cover plates are available in two colours – gold anodized or imitation oak.

Stable and safe with threshold ramps

The threshold ramp makes it easier for disabled persons to get through door openings with threshold. There are different solutions for thresholds. If you want to keep the thresholds, Kvistberga offers two types of threshold ramps – fully covering ramps, which lie over the threshold and have an ending plane on both sides, as well as threshold wedges, which are mounted with screws on one or both sides of the threshold.

If you want to be able to close the door without removing the ramp, choose one of our threshold wedges. The threshold wedge is easy to install and easy to remove.



Modular System Ramps

FLEXIBLE

Kvistberga offer standard or customised modular system ramps for permanent use when adapting homes. The flexible ramp system is easy, lightweight and cost effective. It is easy to install in different combinations and easy to rebuild if being reused.

The ramps are made of aluminium, which is extremely lightweight yet a very durable material. The rib-mesh metal in the ramps and flat section along with perforated and patterned connections provide excellent skid protection on the ramp.

The modular system ramps are easy to install. Only three tools are needed: box spanner, Allen key and screwdriver.

The system comprises seven different ramp lengths. In principle, the ramp can be built to any length. A joint bar and a pair of support legs are positioned at each joint. The ramps have an internal width of 90 cm and are available in separate modules from 50 cm to 300 cm.

There are five different flat sections that can be connected to the ramps, for 90 degree and 180 degree bends and a flat section used as a square bridge section or an extension of an existing bridge section outside of an entrance.

Handrails are available for all ramps and flat sections. Handrails are recommended for higher elevations. Handrails can be retrofitted. Both flat sections and ramps are prepared for later supplementation. The ramp system can also be supplemented with stairs.

In addition to standard ramps, Kvistberga manufactures systems in customised dimensions.



Flexi Toilet Arm Support

SAFE

The Flexi toilet arm support comes in three different models – freestanding, floor-mounted and wall-mounted. The freestanding model consists of a base resting on four feet that is secured to the porcelain of the toilet with clamping screws. This model works well when the need for the toilet arm support is limited to a specific time or when you do not wish to create holes in the floor or wall. The model can also be installed with Closomat.

The floor-mounted model works particularly well in situations when the toilet sits a little bit out from the wall or if the wall behind it is not considered strong enough. The model can be rotated 360 degrees.

The wall-mounted model is primarily intended for wall-mounted toilets or when you want to have free floor space. Before installation, check that the wall is strong enough to handle the load.




Maximum load 135 kg per arm support

Flexi leaning bar works well in changing rooms, bedrooms, bathrooms, etc. The leaning bar is available in both a floor-mounted and wall-mounted model. All Flexi toilet arm supports and leaning bars are available in white enamel or brushed aluminium. The range also includes a front guard and toilet paper holder.

Excellent ramps

SMART

Excellent ramps make it possible to quickly, easily and permanently overcome thresholds, one or more steps, recessed shower drains – wherever there is a minor obstacle. The ramps fit most door openings. The flexible components can also be easily cut with a sharp knife or standard saw for precision fitting. The ramps do not damage the property in any way. Doors can be closed and thresholds and frames can remain intact. The ramps can be easily removed and disassembled, completely or partially, and can even be reused in another location.




Excellent ramps can be installed outdoors and can handle the weather of any season. They can withstand temperatures from -40 to +100 degrees. Because they are self-draining, they are easy to keep free of ice and snow. They also work well as a door mat at entrances. The ramps are made of polyethylene, are non-toxic and contain no PVCs. The plastic is recyclable and can be cleaned with any approved cleaner.

Threshold ramps


STABLE

Kvistberga's fully covering threshold ramp has a sloped plane on each side of the threshold and is easy to install and remove.

If you want to be able to close the door without removing the ramp, a threshold wedge is a better choice. The wedge is very easy to install. For outdoor use, Kvistberga offers a threshold wedge in patterned checker plate. Imitation oak and gold anodized models are available for indoor use. Delivered in lengths of 1 or 2.5 metres, which are adapted to the width of the door during installation.



Cover plates



STYLISH

If you remove the threshold, choose a Kvistberga cover plate to hide joints or other unsightliness under the threshold. Delivered in lengths of 1 or 2.5 metres, which are adapted to the width of the door during installation. The cover plates are available in two colours – gold anodized or imitation oak. Neat, stylish, easy-to-clean and slip resistant.



Contact us and we will help you select
the product that best meets your needs.

KVISTBERGA

Kvistberga Produkter AB
Metallverksgatan 6, 721 30 Västerås, Sweden

Phone: +46 (0)21-661 00, Fax: +46 (0)21-662 33, e-mail: info@kvistberga.net
www.kvistberga.net